

ExAC Registration Requirements

Purpose of Document

- Provide intern architects with an overview of the requirements for registering for the **ExACs** and where ExAC preparation/general information may be found
- Note that this document will not discuss the contents of the exams, study strategies/tips or other exam-specific information.



Objectives

1. Help determine when to write the ExACs
2. Overview of ExAC study resources (through regulators)
3. Review ExAC Registration Requirements
4. Review Registration Deadlines
5. Where to find ExAC Guidelines and Information



What Are the ExACs?

Examination for Architects in Canada / Examen des architectes du Canada

- The **ExAC** has been developed to assess the Interns' competencies acquired during the Internship period, to ensure both public safety and the professional and skilled delivery of architectural services



About the ExACs

1. Languages:
 - Can be taken in English or French
2. Delivery:
 - Once a year simultaneously across Canada (contact licensing authority to determine writing locations)
 - Delivered in 4 one-half day sessions over a period of 2 consecutive days
 - If writing for the first time, must take all 4 sessions
3. Principal Resources of the exam content:
 - IAP, CHOP, NBC 2015 (National Building Code of Canada)



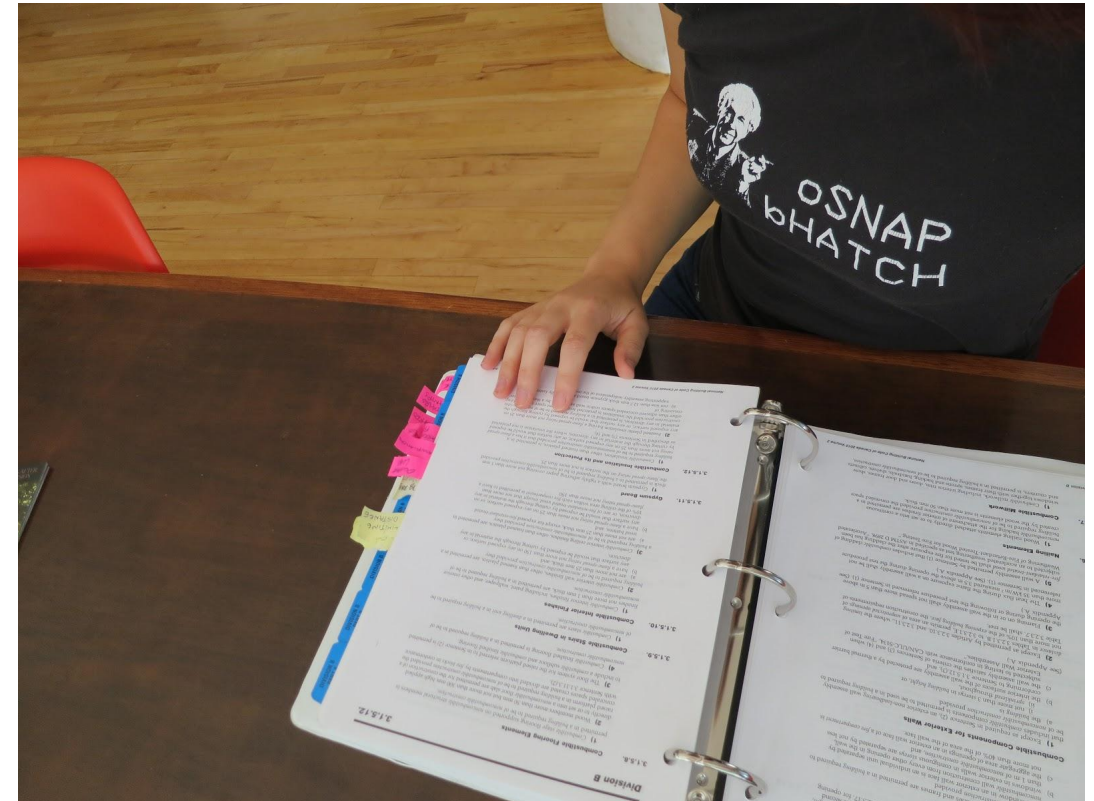
Regulator Information

Regulator	Intern on Council	Intern Committee	Required years to complete IAP	Increase in fees after 5 years
ALBNL / NLAA	No / Yes	No / Yes		75% of full fee
AAPEI	Yes	No		
NSAA	Yes	Yes		
AANB	Yes	No		
OAQ	No	No	Max 5 years	
OAA	Yes	Yes		Full Fee
MAA	Yes (2 - voting)	Yes		Full Fee
SAA	No	No	Min. 3 years	
AAA	Yes	No		Full Fee
AIBC	Yes	Yes	Min. 3 years	
NWTAA	Yes(voting)	No		



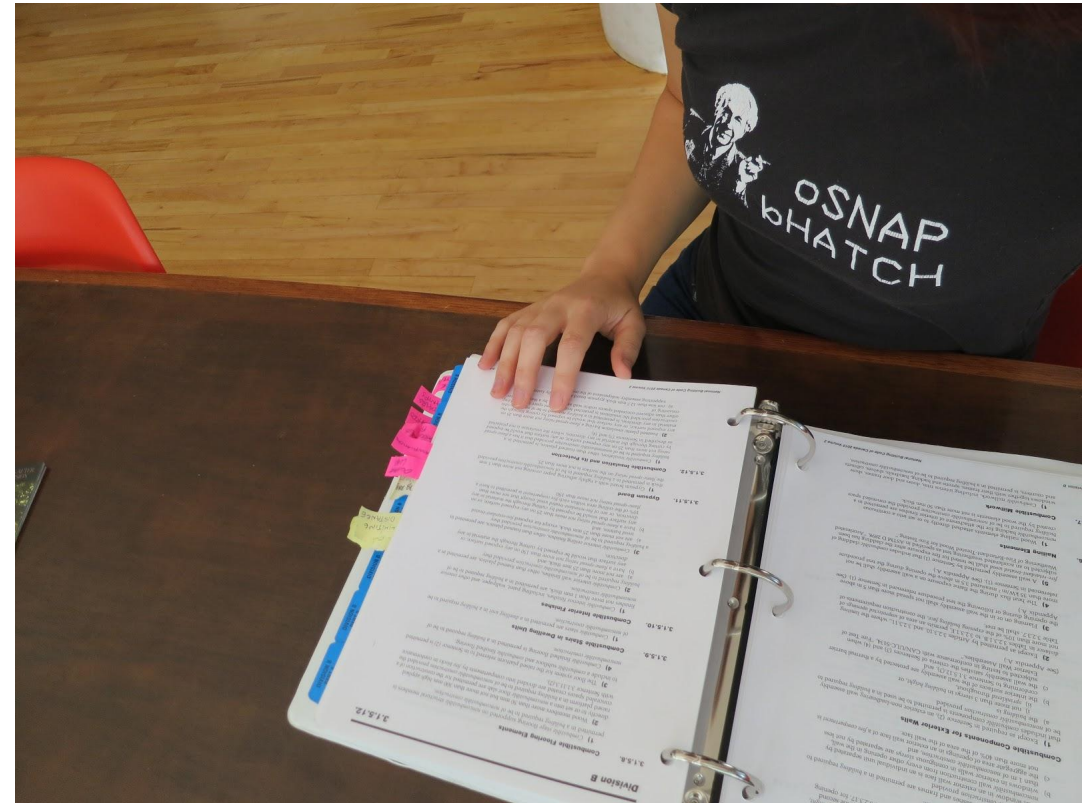
ExAC Study Resources (Regulators)

1. ExAC Study Libraries
 - NLAA, MAA, AIBC
2. ExAC Information Session
 - MAA, AIBC, (RAIC)
3. Intern Meet Ups for Organizing Study Groups
 - Check with your licensing authority and/or intern rep



ExAC Study Resources

1. Check out our ExAC Q&A document regarding other resources and study tips



IAP Hours

~3720 Total Hours Required to Complete IAP (varies per regulator/province/territory)

2800 Hours Required to be Logged in Order to Register for ExACs



ExAC Eligibility Requirements

1. Must hold intern status (within CALA) and be in good standing
2. Must have recorded hours in the CERB and submitted them for review & approval
3. A minimum of 2800hrs (IAP) must be approved
4. Complete and submit the Registration Form and Pay the Fee



ExAC Eligibility Requirements

1. Must submit minimum IAP hours to licensing authority (regulator)
2. Submit registration form and fees to the licensing authority (regulator) you are registered as an intern under
3. Sign confidentiality Agreement
4. Receive Letter of Acknowledgement from licensing authority (regulator) within 30 days of receipt of ExAC application
5. Receive Letter of Authorization at least 2 weeks prior to the exams via email, advising you of date, time and location of the exam venue **(need to bring this with you to the ExAC sessions)**



Cancellation of Registration

1. Within 21 days prior to exam: No refund
2. More than 21 days prior to exam: 75% refund of fees*
3. If unable to write for exceptional circumstances: 75% refund of fees for the section(s) not taken*

*Must submit to licensing authority in writing



ExAC Registration Deadlines

Go to the ExAC website for the upcoming ExAC dates: www.exac.ca

The following are key dates to note:

- 1** Registration period for ExAC
- 2** Deadline to submit IAP hours to licensing authority
- 3** Deadline to submit ExAC Registration Form and Pay Fee to licensing authority

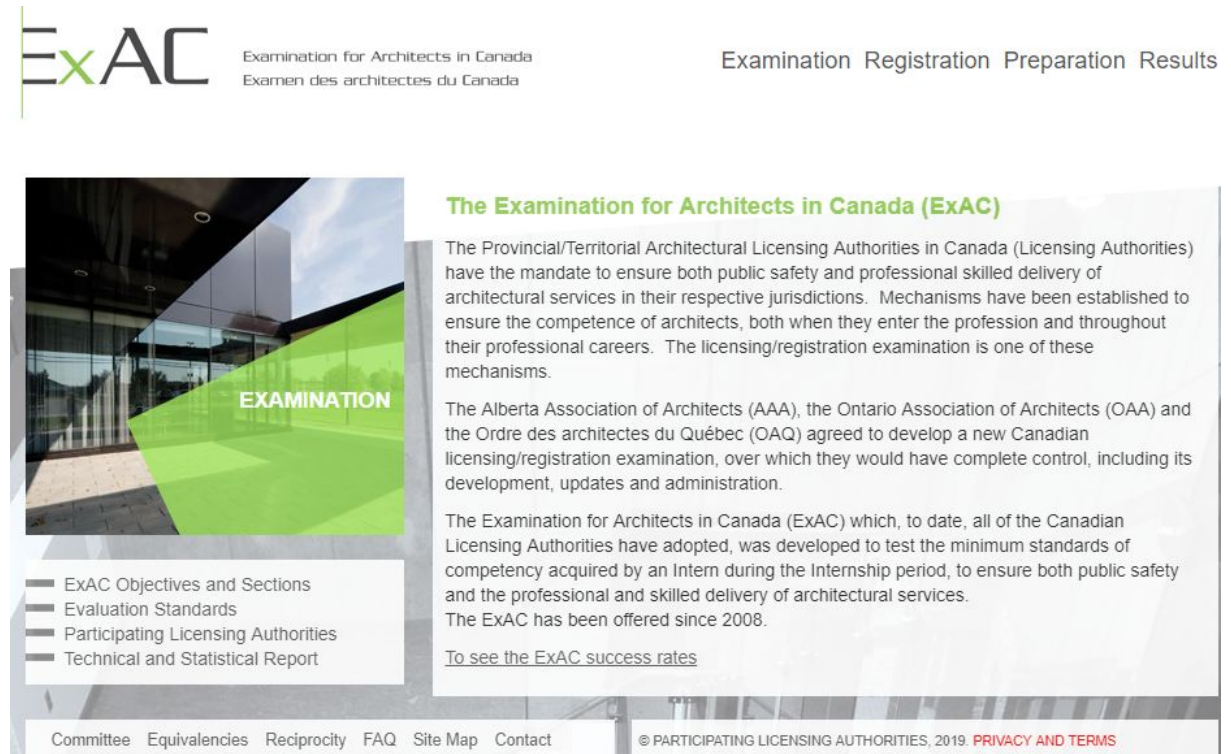


ExAC Guidelines & Info

ExAC Website

- Registration Requirements
- Exam Information (ExAC Objectives and Sections, Evaluation Standards, etc.)
- Preparation Information (including Preparation Guide, Tips for Writing the ExACs, Examples of Questions and list of principle references and resources)

<http://www.exac.ca>



The screenshot shows the ExAC website homepage. At the top left is the ExAC logo with the text "Examination for Architects in Canada" and "Examen des architectes du Canada". To the right are navigation links: "Examination", "Registration", "Preparation", and "Results". Below the logo is a large image of a modern building with a green geometric overlay containing the word "EXAMINATION". To the right of this image is a section titled "The Examination for Architects in Canada (ExAC)" with two paragraphs of text. Below the image is a list of links: "ExAC Objectives and Sections", "Evaluation Standards", "Participating Licensing Authorities", and "Technical and Statistical Report". At the bottom of the page is a footer with navigation links: "Committee", "Equivalencies", "Reciprocity", "FAQ", "Site Map", "Contact", and a copyright notice: "© PARTICIPATING LICENSING AUTHORITIES, 2019. PRIVACY AND TERMS".

ExAC Examination for Architects in Canada
Examen des architectes du Canada

Examination Registration Preparation Results

The Examination for Architects in Canada (ExAC)

The Provincial/Territorial Architectural Licensing Authorities in Canada (Licensing Authorities) have the mandate to ensure both public safety and professional skilled delivery of architectural services in their respective jurisdictions. Mechanisms have been established to ensure the competence of architects, both when they enter the profession and throughout their professional careers. The licensing/registration examination is one of these mechanisms.

The Alberta Association of Architects (AAA), the Ontario Association of Architects (OAA) and the Ordre des architectes du Québec (OAQ) agreed to develop a new Canadian licensing/registration examination, over which they would have complete control, including its development, updates and administration.

The Examination for Architects in Canada (ExAC) which, to date, all of the Canadian Licensing Authorities have adopted, was developed to test the minimum standards of competency acquired by an Intern during the Internship period, to ensure both public safety and the professional and skilled delivery of architectural services. The ExAC has been offered since 2008.

[To see the ExAC success rates](#)

Committee Equivalencies Reciprocity FAQ Site Map Contact © PARTICIPATING LICENSING AUTHORITIES, 2019. PRIVACY AND TERMS



For More Information/Preparation

1. ExAC website (www.exac.ca)
2. BAC-DAC website - ExAC page for list of on-demand webinars offered by various organizations, study tips, links to ExAC resources, etc. (<https://www.bac-dac.ca/exac>)
3. Regulator websites/Contact Regulator
 - Contact intern architect rep of your licensing authority
4. IAP document (2020):
<https://roac.ca/wp-content/uploads/2020/09/Internship-in-Architecture-Program-IAP.pdf>



Contact Us

- Follow us on Facebook (BACDACarch), LinkedIn (Becoming Architects Canada) and Instagram (@bacdac_arch)
- Chat with others on our subreddit!
<https://www.reddit.com/r/BACDAC/>
- Check out our website! www.bac-dac.ca
- To be added to our mailing list: email info@bac-dac.ca
- To become a member, sign up here:
<https://www.bac-dac.ca/membership>
- To get involved/volunteer, fill out our volunteer form! (for applying to be a director as well) <https://www.bac-dac.ca/contact>

